









linea

					PRINCIPALI ACCESSORI		
Le immagini hanno il solo scopo di illustrare il prodotto							
	dimensioni L x H x P	armadio con porta cieca (1)	armadio con porta finestra (2)	armadio con doppia porta (anteriore e posteriore cieca) (3)	modulo ingr. cavi apertura frontale (4)	piastra intermedia	piastra supplementare
300x1800x400				LINEA-031804	ATPN-001800		
300x1800x500				LINEA-031805	ATPN-001800		
300x1800x600				LINEA-031805	ATPN-001800		
300x2000x400				LINEA-032004	ATPN-002000		
300x2000x500				LINEA-032005	ATPN-002000		
300x2000x600				LINEA-032006	ATPN-002000		
600x1800x400	LINEA-061804PR	LINEA-061804PX	LINEA-061804DP		ATPN-001800	ATPS-060180	ATPL-060180
600x1800x500	LINEA-061805PR	LINEA-061805PX	LINEA-061805DP		ATPN-001800	ATPS-060180	ATPL-060180
600x1800x600	LINEA-061806PR	LINEA-061806PX	LINEA-061806DP		ATPN-001800	ATPS-060180	ATPL-060180
600x2000x400	LINEA-062004PR	LINEA-062004PX	LINEA-062004DP		ATPN-002000	ATPS-060200	ATPL-060200
600x2000x500	LINEA-062005PR	LINEA-062005PX	LINEA-062005DP		ATPN-002000	ATPS-060200	ATPL-060200
600x2000x600	LINEA-062006PR	LINEA-062006PX	LINEA-062006DP		ATPN-002000	ATPS-060200	ATPL-060200
800x1800x400	LINEA-081804PR	LINEA-081804PX	LINEA-081804DP		ATPN-001800	ATPS-080180	ATPL-080180
800x1800x500	LINEA-081805PR	LINEA-081805PX	LINEA-081805DP		ATPN-001800	ATPS-080180	ATPL-080180
800x1800x600	LINEA-081806PR	LINEA-081806PX	LINEA-081806DP		ATPN-001800	ATPS-080180	ATPL-080180
800x2000x400	LINEA-082004PR	LINEA-082004PX	LINEA-082004DP		ATPN-002000	ATPS-080200	ATPL-080200
800x2000x500	LINEA-082005PR	LINEA-082005PX	LINEA-082005DP		ATPN-002000	ATPS-080200	ATPL-080200
800x2000x600	LINEA-082006PR	LINEA-082006PX	LINEA-082006DP		ATPN-002000	ATPS-080200	ATPL-080200
1000x1800x400	LINEA-101804PR	LINEA-101804PX	LINEA-101804DP		ATPN-001800	ATPS-100180	ATPL-100180
1000x1800x500	LINEA-101805PR	LINEA-101805PX	LINEA-101805DP		ATPN-001800	ATPS-100180	ATPL-100180
1000x1800x600	LINEA-101806PR	LINEA-101806PX	LINEA-101806DP		ATPN-001800	ATPS-100180	ATPL-100180
1000x2000x400	LINEA-102004PR	LINEA-102004PX	LINEA-102004DP		ATPN-002000	ATPS-100200	ATPL-100200
1000x2000x500	LINEA-102005PR	LINEA-102005PX	LINEA-102005DP		ATPN-002000	ATPS-100200	ATPL-100200
1000x2000x600	LINEA-102006PR	LINEA-102006PX	LINEA-102006DP		ATPN-002000	ATPS-100200	ATPL-100200
1200x1800x400	LINEA-121804PR		LINEA-121804DP		ATPN-001800		ATPL-120180
1200x1800x500	LINEA-121805PR		LINEA-121805DP		ATPN-001800		ATPL-120180
1200x1800x600	LINEA-121806PR		LINEA-121806DP		ATPN-001800		ATPL-120180
1200x2000x400	LINEA-122004PR		LINEA-122004DP		ATPN-002000		ATPL-120200
1200x2000x500	LINEA-122005PR		LINEA-122005DP		ATPN-002000		ATPL-120200
1200x2000x600	LINEA-122006PR		LINEA-122006DP		ATPN-002000		ATPL-120200

(1) armadio costituito da struttura, porta cieca, retro, piastra p. a. frontale; ordinare separatamente la coppia di laterali, lo zoccolo e i golfari WTGS-001 (vedere a pag. 89)
(2) armadio costituito da struttura, porta finestra, retro, piastra p. a. frontale; ordinare separatamente la coppia di laterali, lo zoccolo e i golfari WTGS-001 (vedere a pag. 89)
(3) armadio costituito da struttura, porta cieca anteriore e posteriore, retro, piastra p. a. frontale; ordinare separatamente coppia di laterali, zoccolo e golfari WTGS-001 (vedere a pag. 89)
(4) modulo ingresso cavi costituito da struttura, porta cieca, retro; ordinare separatamente la coppia di laterali, lo zoccolo ed i golfari WTGS-001 (vedere a pag. 89)

Per il modulo ingresso cavi con apertura laterale vedere accessori supplementari a pag. 108.



PRINCIPALI ACCESSORI					ACCESSORI DI RICAMBIO		
							
porta interna	pannelli laterali (5)	zoccolo h =100	profili laterali h = 30mm (6)	profili h = 50mm (7)	piastra inserimento frontale (8)	porta cieca	porta finestra
	LNFI-040180	LNZ1-030040					
	LNFI-050180	LNZ1-030050					
	LNFI-060180	LNZ1-030060					
	LNFI-040200	LNZ1-030040					
	LNFI-050200	LNZ1-030050					
	LNFI-060200	LNZ1-030060					
ATPI-060180	LNFI-040180	LNZ1-060040	LNPR-030040	WTPR-050040	ATPA-060180	LNPO-060180	LNPX-060180
ATPI-060180	LNFI-050180	LNZ1-060050	LNPR-030050	WTPR-050050	ATPA-060180	LNPO-060180	LNPX-060180
ATPI-060180	LNFI-060180	LNZ1-060060	LNPR-030060	WTPR-050060	ATPA-060180	LNPO-060180	LNPX-060180
ATPI-060200	LNFI-040200	LNZ1-060040	LNPR-030040	WTPR-050040	ATPA-060200	LNPO-060200	LNPX-060200
ATPI-060200	LNFI-050200	LNZ1-060050	LNPR-030050	WTPR-050050	ATPA-060200	LNPO-060200	LNPX-060200
ATPI-060200	LNFI-060200	LNZ1-060060	LNPR-030060	WTPR-050060	ATPA-060200	LNPO-060200	LNPX-060200
ATPI-080180	LNFI-040180	LNZ1-080040	LNPR-030040	WTPR-050040	ATPA-080180	LNPO-080180	LNPX-080180
ATPI-080180	LNFI-050180	LNZ1-080050	LNPR-030050	WTPR-050050	ATPA-080180	LNPO-080180	LNPX-080180
ATPI-080180	LNFI-060180	LNZ1-080060	LNPR-030060	WTPR-050060	ATPA-080180	LNPO-080180	LNPX-080180
ATPI-080200	LNFI-040200	LNZ1-080040	LNPR-030040	WTPR-050040	ATPA-080200	LNPO-080200	LNPX-080200
ATPI-080200	LNFI-050200	LNZ1-080050	LNPR-030050	WTPR-050050	ATPA-080200	LNPO-080200	LNPX-080200
ATPI-080200	LNFI-060200	LNZ1-080060	LNPR-030060	WTPR-050060	ATPA-080200	LNPO-080200	LNPX-080200
ATPI-100180	LNFI-040180	LNZ1-100040	LNPR-030040	WTPR-050040	ATPA-100180	LNPO-100180	LNPX-100180
ATPI-100180	LNFI-050180	LNZ1-100050	LNPR-030050	WTPR-050050	ATPA-100180	LNPO-100180	LNPX-100180
ATPI-100180	LNFI-060180	LNZ1-100060	LNPR-030060	WTPR-050060	ATPA-100180	LNPO-100180	LNPX-100180
ATPI-100200	LNFI-040200	LNZ1-100040	LNPR-030040	WTPR-050040	ATPA-100200	LNPO-100200	LNPX-100200
ATPI-100200	LNFI-050200	LNZ1-100050	LNPR-030050	WTPR-050050	ATPA-100200	LNPO-100200	LNPX-100200
ATPI-100200	LNFI-060200	LNZ1-100060	LNPR-030060	WTPR-050060	ATPA-100200	LNPO-100200	LNPX-100200
	LNFI-040180	LNZ1-120040	LNPR-030040	WTPR-050040	ATPA-120180	LNPO-120180	
	LNFI-050180	LNZ1-120050	LNPR-030050	WTPR-050050	ATPA-120180	LNPO-120180	
	LNFI-060180	LNZ1-120060	LNPR-030060	WTPR-050060	ATPA-120180	LNPO-120180	
	LNFI-040200	LNZ1-120040	LNPR-030040	WTPR-050040	ATPA-120200	LNPO-120200	
	LNFI-050200	LNZ1-120050	LNPR-030050	WTPR-050050	ATPA-120200	LNPO-120200	
	LNFI-060200	LNZ1-120060	LNPR-030060	WTPR-050060	ATPA-120200	LNPO-120200	

(5) laterali forniti a coppie

(6) forniti a coppie con accessori di montaggio

(7) confezione 4 pezzi; ordinare separatamente le squadrette di fissaggio WTSF-001 (vedere a pag. 111)

(8) ordinare separatamente il kit montaggio piastra WTKB-002